Request FDM Access via LOGIN.GOV

The purpose of this document is to describe how new FDM users can request access to FDM via login.gov. It is intended for Special Government Employees (SGEs) and other users who are typically not issued CAC or PIVs by their Agency. It is NOT intended for existing FDM users who already have an account.

**** If you have an existing FDM account please do not attempt the process below.**

1. Open a web browser, type https://www.fdm.army.mil**.** The FDM homepage opens**,** click on **LOG IN** in the top right corner.



2. A government access window opens. After reading, click the **ACCEPT** button.

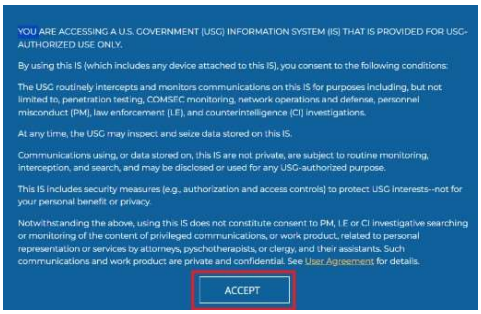

3. A log in option window appears, click the button labeled **Login with Login.Gov credentials**.

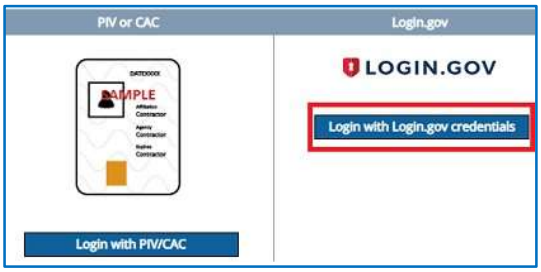

4. A LOGIN.GOV login window opens. Follow the prompts to **Sign in or Create an account**.

***If you require assistance creating an account with login.gov please go to: https://login.gov/help/**

****You may use an existing Login.gov account if available. Please follow your Agency's direction if available.**

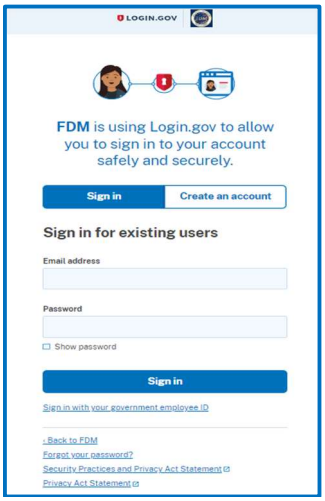

Request FDM Access via LOGIN.GOV

5. Fill in the required fields then click the **Save Profile** button.

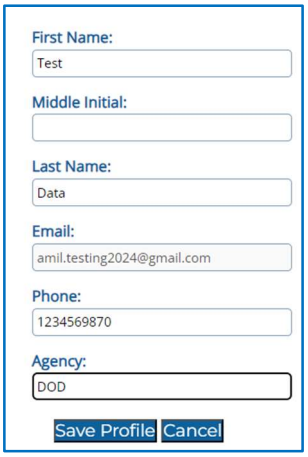

6. A pop-up window opens, review your information and click **OK.**

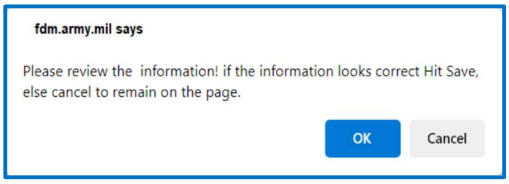

A confirmation window opens, stating **you have successfully saved your FDM profile information**.

7. You can now close this window.

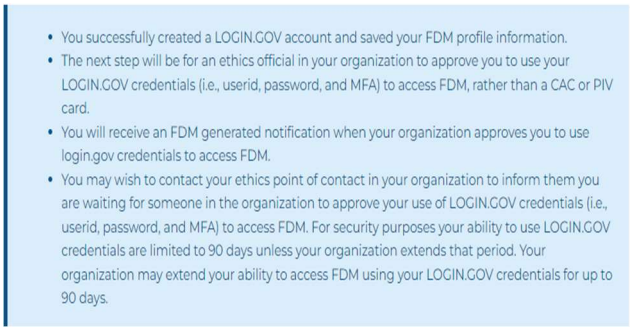

8. Finally, Contact your Ethics or HR point of contact (POC) for your agency or organization to inform them your are waiting in the queue to be added.

---

*Questions for comments can be directed to the FDM help desk at **FDM Customer Service***
(usarmy.APG.cecom.mbx.FDMSpt@army.mil)or Call: (443) 861-8247, DSN 848-8247
